


370-4-35

Bloc de béton - face béton - 80x80 H80cm - xx m3 - téton




370-4-14

Bloc de béton - face béton - 90x60 H60 cm - xx m3 - téton




370-4-39

Bloc de béton - face béton - 160x80 H80cm - escalier - xx m3 - téton




370-4-36

Bloc de béton - face béton - 160x80 H80cm - xx m3 - base W - téton



370-4-34

Bloc de béton - face béton - 160x80 H80cm - xx m3 - incliné 45° - téton




370-4-38

Bloc de béton - face béton - 160x80 H80cm - xx m3 - rond - téton




370-4-40

Bloc de béton - face béton - 160x80 H80cm - xx m3 - sans téton fond - téton




370-4-17

Bloc de béton - face béton - 160x80 H80cm - xx m3 - téton




370-4-37

Bloc de béton - face béton - 160x80 H80cm - xx m3 - toit 90°




370-4-16

Bloc de béton - face béton - 180x60 H60cm - escalier - xx m3 - téton



370-4-32

Bloc de béton - face béton - 180x60 H60cm - xx m3 - incliné 45° - téton



370-4-33

Bloc de béton - face béton - 180x60 H60cm - xx m3 - rond - téton




370-4-13

Bloc de béton - face béton - 180x60 H60cm - xx m3 - téton



370-4-31

Bloc de béton - face béton - 180x60 H60cm - xx m3 - toit 90°



370-4-15

Bloc de béton - face béton - dalle - 200x200 H20cm - xx m3

